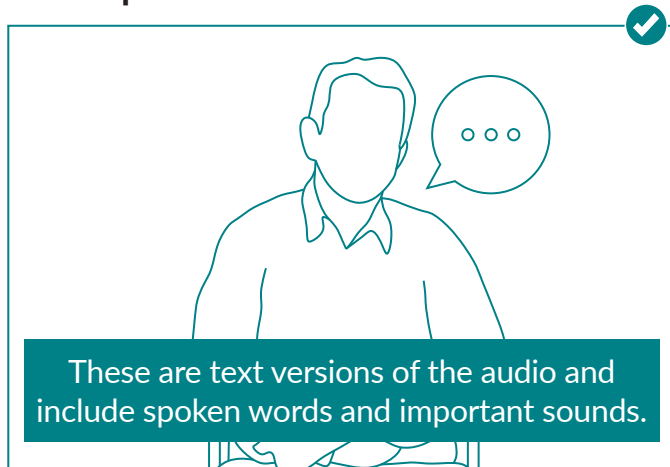


Videos

For in-depth guidance, visit:
www.sightsavers.org/video-accessibility or scan the QR code here



Add captions



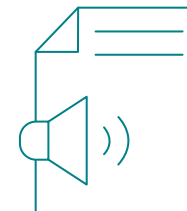
These are text versions of the audio and include spoken words and important sounds.

- Keep them centred, at the bottom of the screen and in the same place
- Use a large, clear font and ensure the text stands out against the background
- Keep them to a maximum of two lines
- Give people enough time to read the text

Include a voiceover for on-screen text, graphics or other visual elements



Provide a transcript containing descriptions of the spoken words, actions and on-screen information




Videos

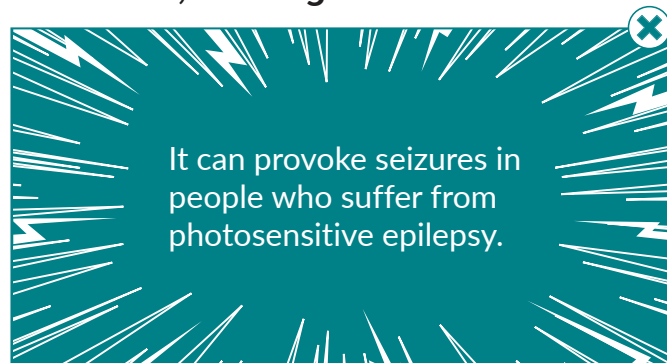
For in-depth guidance, visit:
www.sightsavers.org/video-accessibility or scan the QR code here



Consider whether your target audience could benefit from viewing a signed version of your video



Avoid fast, flashing content



Choose a universally compatible video format. MP4 is a good option.

